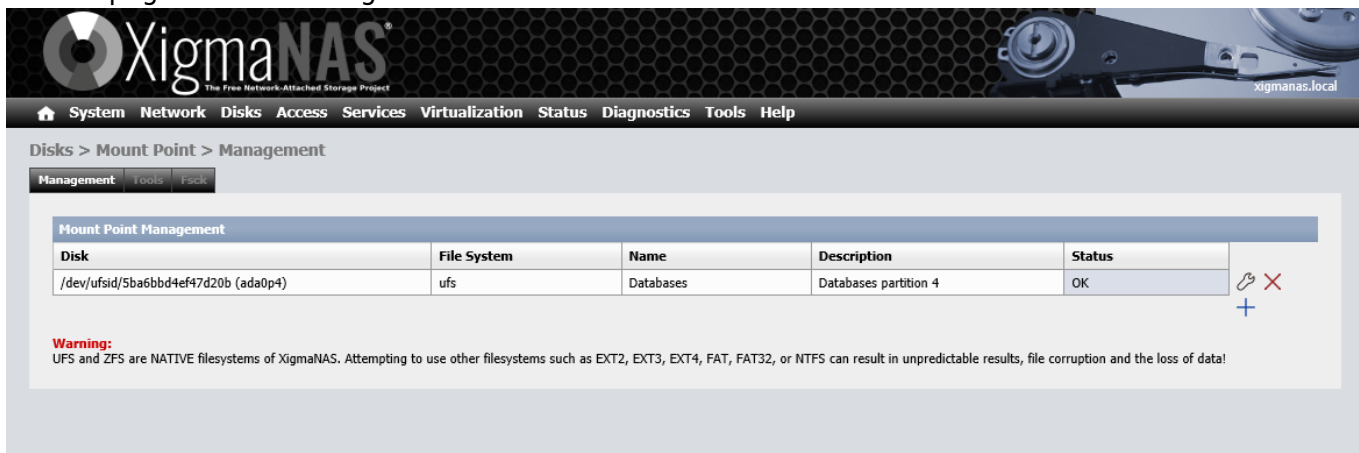





Disks|Mount Point|Management

On this page we can manage the Mount Points:



The screenshot shows the XigmaNAS web interface for Mount Point Management. At the top, there is a navigation menu with options: System, Network, Disks, Access, Services, Virtualization, Status, Diagnostics, Tools, and Help. Below the menu, the page title is "Disks > Mount Point > Management". There are three tabs: "Management" (selected), "Tools", and "Fdisk".

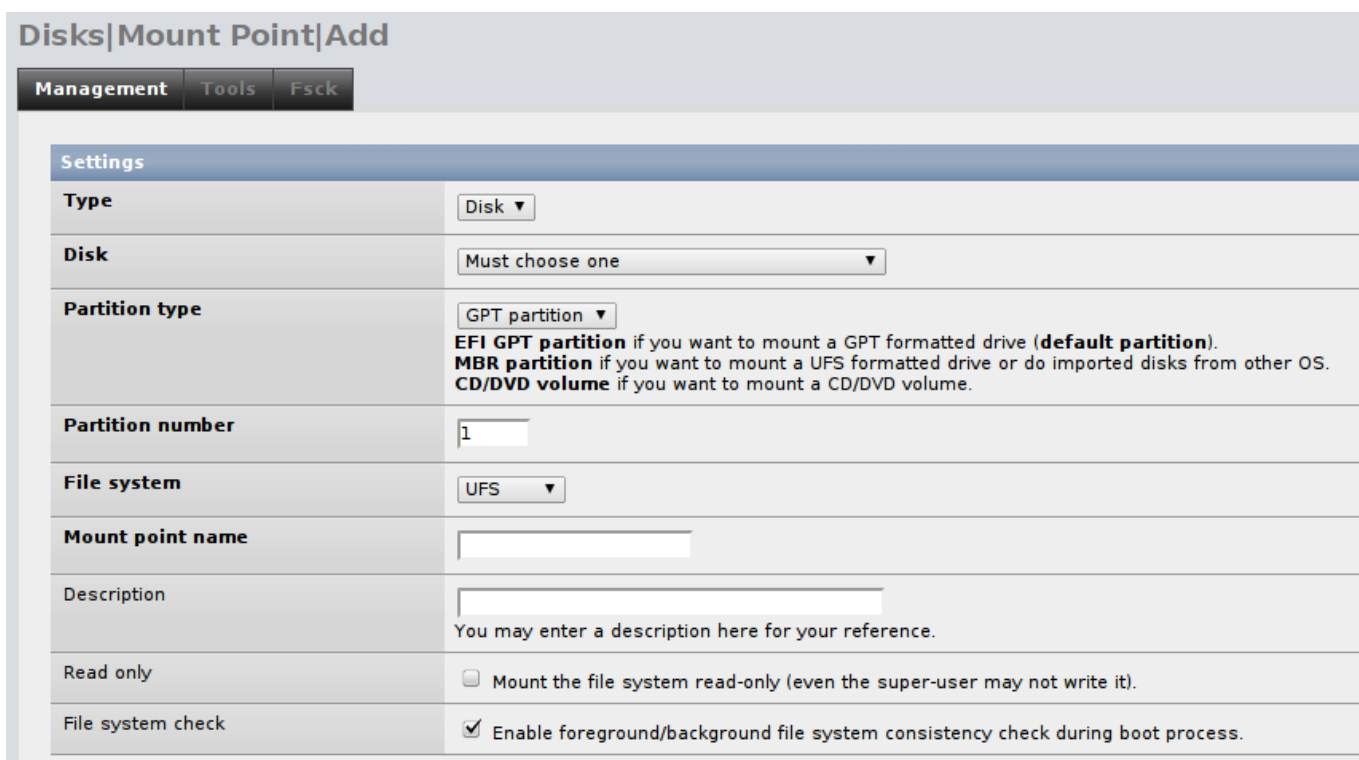
The main content area is titled "Mount Point Management" and contains a table with the following data:

Disk	File System	Name	Description	Status	
/dev/ufsidd/5ba6bbd4ef47d20b (ada0p4)	ufs	Databases	Databases partition 4	OK	  

Below the table, there is a warning message:

Warning:
UFS and ZFS are NATIVE filesystems of XigmaNAS. Attempting to use other filesystems such as EXT2, EXT3, EXT4, FAT, FAT32, or NTFS can result in unpredictable results, file corruption and the loss of data!

Disks|Mount Point|Add



The screenshot shows the XigmaNAS web interface for adding a new Mount Point. The page title is "Disks|Mount Point|Add". There are three tabs: "Management" (selected), "Tools", and "Fdisk".

The main content area is titled "Settings" and contains the following form fields:

- Type:** Disk (dropdown menu)
- Disk:** Must choose one (dropdown menu)
- Partition type:** GPT partition (dropdown menu)
EFI GPT partition if you want to mount a GPT formatted drive (**default partition**).
MBR partition if you want to mount a UFS formatted drive or do imported disks from other OS.
CD/DVD volume if you want to mount a CD/DVD volume.
- Partition number:** 1 (text input)
- File system:** UFS (dropdown menu)
- Mount point name:** (text input)
- Description:** (text input)
You may enter a description here for your reference.
- Read only:** Mount the file system read-only (even the super-user may not write it).
- File system check:** Enable foreground/background file system consistency check during boot process.

Access Restrictions

Owner:

Group:

	Read	Write	Execute
Owner	<input checked="" type="checkbox"/>	<input checked="" type="checkbox"/>	<input checked="" type="checkbox"/>
Group	<input checked="" type="checkbox"/>	<input checked="" type="checkbox"/>	<input checked="" type="checkbox"/>
Others	<input checked="" type="checkbox"/>	<input checked="" type="checkbox"/>	<input checked="" type="checkbox"/>

Warning:
You can't mount the partition '/dev/da1a' where the config file is stored.
UFS and variants are the NATIVE file format for FreeBSD (the underlying OS of NAS4Free). Attempting to use other file formats such as FAT, FAT32, EXT2, EXT3, or NTFS can result in unpredictable results, file corruption, and loss of data!

From: <https://www.xigmanas.com/wiki/> - XigmaNAS

Permanent link: https://www.xigmanas.com/wiki/doku.php?id=documentation:setup_and_user_guide:mount_point_management&rev=1485214324

Last update: 2018/07/08 17:48

