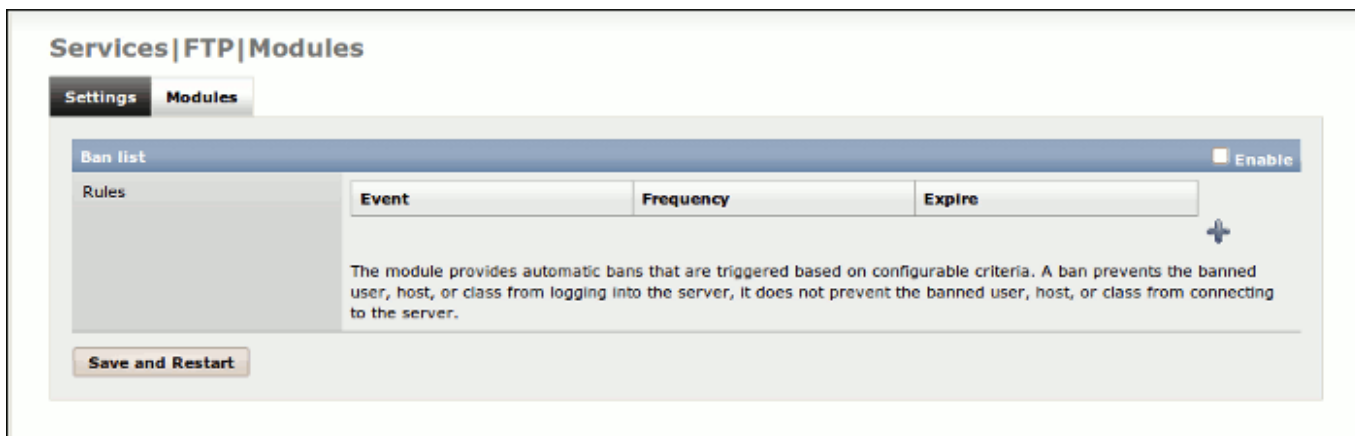




6.2.1-Services FTP Modules



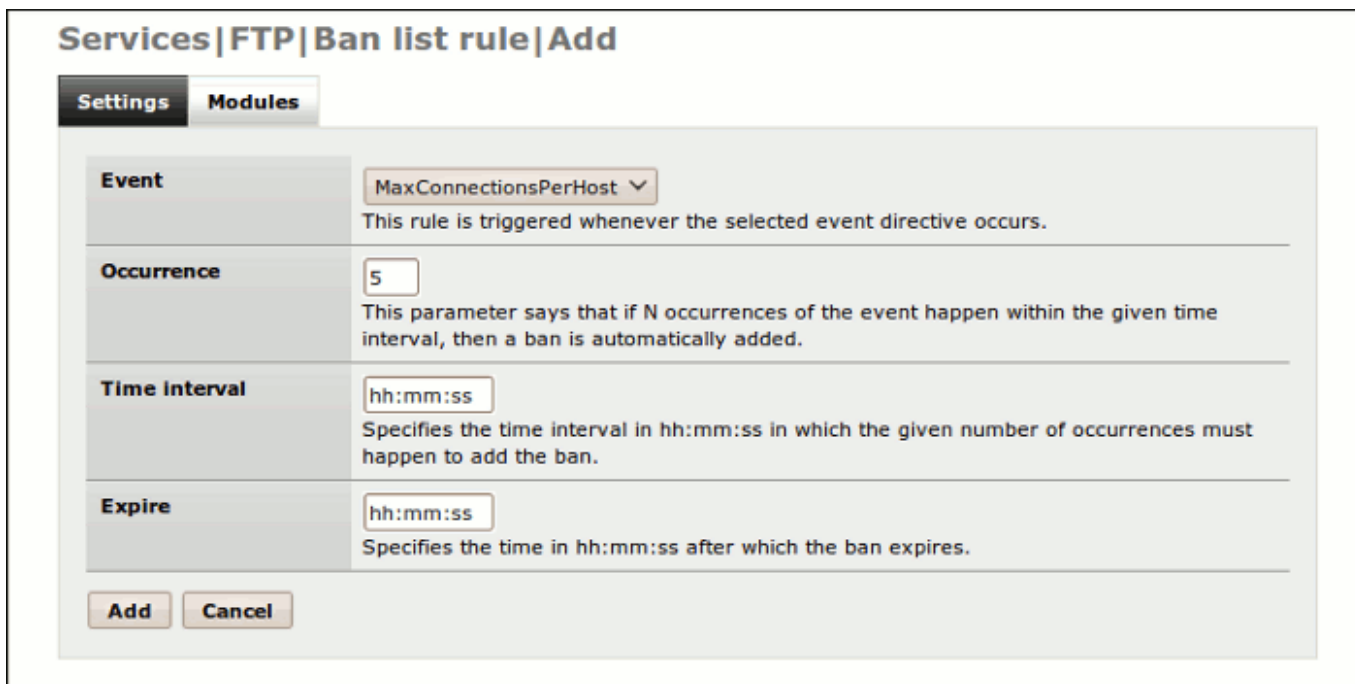
On this page you can create, delete or manage your FTP Modules Ban list rules.

Click on the  icon to create a new Ban list rule. The **Services|FTP|Ban list rule|Add** page will load allowing you to create a new rule.

Click on the  icon to delete an existing Ban list rule.

Click on the  icon to manage an existing Ban list rule.

Services FTP Modules Ban List Rules Add



Event: Select the event directive from the Pulldown Menu that will trigger the ban.

Occurrence: This parameter says that if N occurrences of the event happen within the given time interval, then a ban is automatically added.

Time Interval: Specifies the time interval in which the given number of occurrences must happen to add the ban.

Expire: Specifies the time after which the ban expires.

Click the “**ADD**” Button to add your new rule, you will be returned to the **Services|FTP|Modules** page.

Click the “**SAVE & RESTART**” Button to write your changes to the NAS4Free configuration file, your new rule will not take effect otherwise.

Thanks to ldkraemer for original contribution of this section.

From:
<https://www.xigmanas.com/wiki/> - XigmaNAS

Permanent link:
https://www.xigmanas.com/wiki/doku.php?id=documentation:setup_and_user_guide:services_ftp_modules

Last update: **2018/07/08 16:57**

